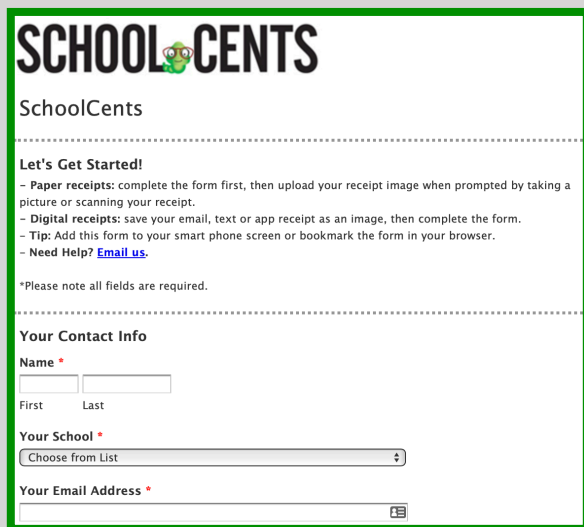


1. To submit a receipt, go to shopandlog.com/LosCerritos then click on Submit Receipts.

Paper receipts: complete the form first, then upload your receipt image when prompted by taking a picture or scanning your receipt.

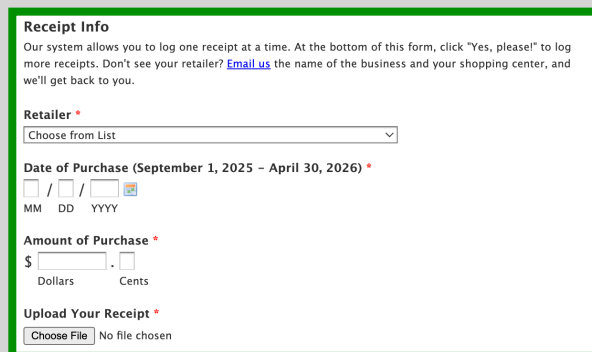
Digital receipts: save your email, text or app receipt as an image, then complete the form.

The screenshot shows the 'SCHOOLCENTS' form. At the top is the logo with a cartoon character. Below it is the title 'SchoolCents'. A section titled 'Let's Get Started!' contains instructions for paper and digital receipts, a tip about adding the form to a mobile device, and a link for help. A note states that all fields are required. The 'Your Contact Info' section includes fields for Name (First and Last), Your School (a dropdown menu), and Your Email Address (a text field with a send icon).

2. Next, enter your receipt info. Then click Choose File to upload the image of your receipt.

For a paper receipt, you will take a photo or scan the receipt.

If you have a digital receipt, upload the saved image.

The screenshot shows the 'Receipt Info' section of the form. It includes a note about logging one receipt at a time and a link to email for more receipts. The form fields are: Retailer (a dropdown menu), Date of Purchase (September 1, 2025 - April 30, 2026) with MM/DD/YYYY input boxes, Amount of Purchase (Dollars and Cents input boxes), and Upload Your Receipt (a 'Choose File' button and 'No file chosen' text).

Save time! Save the receipt form to your home screen on your mobile device.

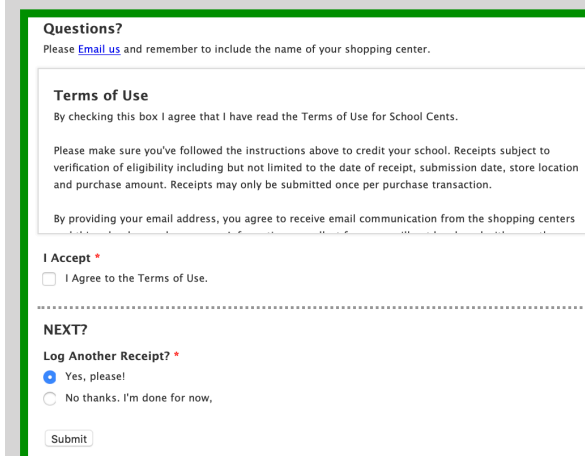
iPhone: click on box with up arrow at the bottom of your screen, then choose Add To Home Screen.

Android: click on the three dots on the top right of your screen and choose Add To Home Screen.

3. Almost Done!

First, check the Agree to Terms of Use box. If you have more receipts, click **YES** and the info you entered in step 1 will transfer over.

The final step is to click Submit.

The screenshot shows the 'Questions?' section with a link to email. Below it is the 'Terms of Use' section, which includes a paragraph about following instructions and a checkbox for 'I Agree to the Terms of Use'. The 'NEXT?' section has a 'Log Another Receipt?' question with radio buttons for 'Yes, please!' (selected) and 'No thanks. I'm done for now.' At the bottom is a 'Submit' button.

Questions?

info@shopandlog.com

